







(From November 4, 2015) CSV data format of Reference Statistical Prices [Yields] for OTC Bond Transactions

Date	Issue Type	Code	Issues (Japanese)	Due Date	Coupon Rate	Average Compound Yield	Average Price (Yen)	Day-to-day Change (Yen)	Interest Payment Date		Information			Average Simple Yield	High		Low		Check Flag	Number of Reporting Members	Highest Compound Yield	Highest Price Day-to-day Change (Yen)	Lowest Compound Yield	Lowest Price Day-to-day Change (Yen)	Median Compound Yield	Median Simple Yield	Median Price (Yen)	Median Price Day-to-day Change (Yen)
									Month	Day	1 (Deviation)	2	3		Price (Yen)	Simple Yield	Price (Yen)	Simple Yield										
9(8)	9(2)	9(9)	X(20)	9(8)	Z9.ZZZ	-ZZ9.999	ZZ9.99	-ZZ9.99	X(5)	X(2)	9	9	9	-ZZ9.999	ZZ9.99	-ZZ9.999	ZZ9.99	-ZZ9.999	X(1)	Z9	-ZZ9.999	-ZZ9.99	-ZZ9.999	-ZZ9.99	-ZZ9.999	-ZZ9.999	ZZ9.99	-ZZ9.99
					99.999	999.999		999.999						999.999		999.999		999.999	" "		999.999		999.999		999.999	999.999		
					99.999	-ZZ9.999	999.99	999.99	-----	--				999.99	999.999	999.99	999.99	999.999	" "		-ZZ9.999	999.99	-ZZ9.999	999.99	-ZZ9.999	999.999	999.99	999.99
					99.999	999.999		999.999	-----	--				999.999		999.999		999.999	" "		999.999		999.999		999.999	999.999		
					999.999	999.999	999.99	999.99						999.999	999.999	999.999	999.99	999.999	"**"		999.999	999.99	999.999	999.99	999.999	999.999	999.99	999.99
					99.999	999.999	999.99	999.99						999.999	999.99	999.999	999.99	999.999	"**"		999.999	999.99	999.999	999.99	999.999	999.999	999.99	999.99

(Until November 2nd, 2015) CSV data format of Reference Statistical Prices [Yields] for OTC Bond Transactions

Date	Issue Type	Code	Issues (Japanese)	Due Date	Coupon Rate	Average Compound Yield	Average Price (Yen)	Day-to-day Change (Yen)	Interest Payment Date		Information			Average Simple Yield	High		Low		Check Flag	Number of Reporting Members	Highest Compound Yield	Highest Price Day-to-day Change (Yen)	Lowest Compound Yield	Lowest Price Day-to-day Change (Yen)	Median Compound Yield	Median Simple Yield	Median Price (Yen)	Median Price Day-to-day Change (Yen)
									Month	Day	1 (Deviation)	2	3		Price (Yen)	Simple Yield	Price (Yen)	Simple Yield										
9(8)	9(2)	9(9)	X(20)	9(8)	Z9.9ZZ	-ZZ9.9ZZ	ZZ9.9Z	-ZZ9.9Z	X(5)	X(2)	9	9	9	-ZZ9.9ZZ	ZZ9.9Z	-ZZ9.9ZZ	ZZ9.9Z	-ZZ9.9ZZ	X(1)	Z9	-ZZ9.9ZZ	-ZZ9.9Z	-ZZ9.9ZZ	-ZZ9.9Z	-ZZ9.9ZZ	-ZZ9.9ZZ	ZZ9.9Z	-ZZ9.9Z
					99.999	999.999		999.999						999.999		999.999		999.999	" "		999.999		999.999		999.999	999.999		
					99.999	-ZZ9.9ZZ	999.99	999.99	-----	--				999.99	999.999	999.99	999.99	999.999	" "		-ZZ9.9ZZ	999.99	-ZZ9.9ZZ	999.99	-ZZ9.9ZZ	999.999	999.99	999.99
					99.999	999.999		999.999	-----	--				999.999		999.999		999.999	" "		999.999		999.999		999.999	999.999		
					999.999	999.999	999.99	999.99						999.999	999.999	999.999	999.99	999.999	"**"		999.999	999.99	999.999	999.99	999.999	999.999	999.99	999.99
					99.999	999.999	999.99	999.99						999.999	999.99	999.999	999.99	999.999	"**"		999.999	999.99	999.999	999.99	999.999	999.999	999.99	999.99

-  Interest yield reported
-  Unit price reported
-  Pre-auction JGBs (fixed-rate JGBs, compound interest yield reported)
-  Pre-auction JGBs (floating-rate JGBs, spread over the basic interest rate is reported)
-  Interest yield reported (number of designated reporting members is less than 5)
-  Unit price reported(number of designated reporting members is less than 5)

- In case that "Average Compound Yield", "Average Simple Yield", "Highest Simple Yield", "Lowest Simple Yield", "Highest Compound Yield", "Lowest Compound Yield", "Median Compound Yield" and "Median Simple Yield" are more than 999.999%, they are posted as "999.999%".
- In case of issues whose unit price is reported, "Coupon Rate" is posted as "99.999", and "Average Compound Yield", "Average Simple Yield", "Highest Simple Yield", "Lowest Simple Yield", "Highest Compound Yield", "Lowest Compound Yield", "Median Compound Yield" and "Median Simple Yield" are posted as "999.999".
- In case that the number of the designated reporting members is less than 5, "Average Price", "Day-to-day Change", "Highest Price", "Lowest Price", "Highest Price Day-to-day Change", "Lowest Price Day-to-day Change", "Median Price" and "Median Price Day-to-day Change" are posted as "999.99", "Average Compound Yield", "Average Simple Yield", "Highest Simple Yield", "Highest Price", "Lowest Price", "Highest Compound Yield", "Lowest Compound Yield", "Median Compound Yield" and "Median Price" are posted as "999.999".
- In case that the number of the designated reporting members is less than 5, "*" is placed in the check flag column.
- Check flag column is either marked with "*" or blank.
- Figures indicated with "Z" are zero suppressed.
- In case that the value is zero, "0" is placed at figures indicated with "9".
- Items indicated with "X" have " " (double quotation marks).
- "1" in "Information column" indicates that the deference (absolute value) between the highest and the lowest of simple yields is more than 0.5%. "0" indicates the others.

- Minus value is signed with "-"
- While report values by the designated reporting members are simple interest yield (%) in principle. The following data is reported otherwise.
 - (1) Unit price (JPY) in case of floating-rate bonds (with some exceptions)
 - (2) Compound interest yield in case of pre-auction JGBs (fixed-rate JGBs), discount bonds (whose time to maturity is not less than 1 year), principal-only book-entry transfer JGBs and coupon-only book-entry transfer JGBs (whose time to maturity is not less than 6 months), and yen-dominated foreign bonds (whose coupon payment is made once a year)
 - (3) Spread over the basic interest rate in case of pre-auction JGBs (floating-rate JGBs)
- A number in "Information column 2" indicates as follows:
 - 1... "Pricing Table of Retail-Target Corporate and Samurai Bonds in the OTC Market" selected for the Reference Statistical Prices [Yields] for OTC Bond Transactions,
 - 2... "Pricing Table of Retail-Target Corporate and Samurai Bonds in the OTC Market" not selected for the Reference Statistical Prices [Yields] for OTC Bond Transactions,
 - 3... Other than 1 and 2.

* If you are opening the downloaded CSV data with Microsoft Excel, please use this [Item List](#).

* The parts in red explain the changes to the publication format planned from April 4th, 2022.